

PORT OF OAKLAND

DISTRICT BOUNDARY

Open Space

VA OUTPATIENT CLINIC AND COLUMBARIUM

Existing Ferry Service

Employment - Adaptive Reuse

Residential

NATURE RESERVE

Willie Stargell Ave

Main St

Atlantic Ave

Town Center

Pacific Ave

Seaplane Lagoon








Maritime-Visitor Serving

Employment

Open Space

San Francisco Bay

**LEGEND**

-  Employment (AP-E)
-  Employment - Adaptive Reuse (AP-AR)
-  Town Center (AP-TC)
-  Residential (AP-R)
-  Maritime - Visitor Serving (AP-MV)
-  Open Space (AP-OS)
-  Street Plan  
*(illustrative and subject to change)*

ALAMEDA POINT DISTRICT  
**PROPOSED ZONING MAP**

March 20, 2013



0 2000 4000 FEET